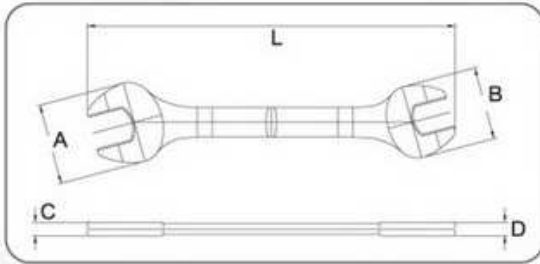


# Wrench Series 扳手工具

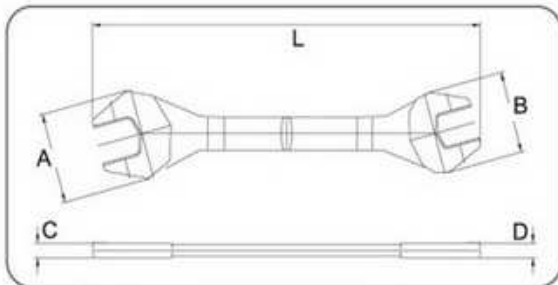
## AE 扳手



### CONFORMS TO DIN 3113 STANDARD

SIZE	L	A	B	C	D	G
6 x 7	123	15.5	17.5	3.7	3.7	21
6 x 8	123	15.5	17.5	3.7	3.7	21
8 x 9	140	20.1	22.6	4.2	4.3	36
8 x 10	140	20.1	22.5	4.2	4.3	36
10 x 11	156	24.8	27.0	5.2	5.5	57
10 x 12	156	24.8	27.0	5.2	5.5	57
11 x 13	172	29.0	31.0	5.4	5.6	73
12 x 13	172	29.0	31.0	5.4	5.6	73
12 x 14	180	30.0	32.0	5.6	5.7	77
14 x 15	190	33.3	33.6	5.8	6.0	93
14 x 17	190	33.3	33.6	5.8	6.0	93
16 x 17	204	36.9	38.5	6.3	6.4	128
17 x 19	221	40.8	42.7	6.5	6.7	162
18 x 19	221	40.8	42.7	6.5	6.7	162
19 x 22	237	44.6	48.6	6.9	7.1	200
20 x 22	237	44.6	48.6	6.9	7.1	200
21 x 23	247	46.7	50.9	7.6	8.1	257
22 x 24	247	46.7	50.9	7.6	8.1	257
23 x 26	259	51.6	57.3	8.2	8.8	303
24 x 26	259	51.6	57.3	8.2	8.8	303
24 x 27	259	51.6	57.3	8.2	8.8	303
25 x 28	279	54.6	61.0	8.5	9.0	336
30 x 32	298	65.4	69.8	8.9	9.2	463
32 x 36	347	68.9	74.9	10.7	10.7	595
36 x 41	380	74.9	86.0	12.7	13.2	926
41 x 46	400	86.0	94.8	15.0	15.0	1286
46 x 50	460	94.1	94.4	16.8	17.1	1895

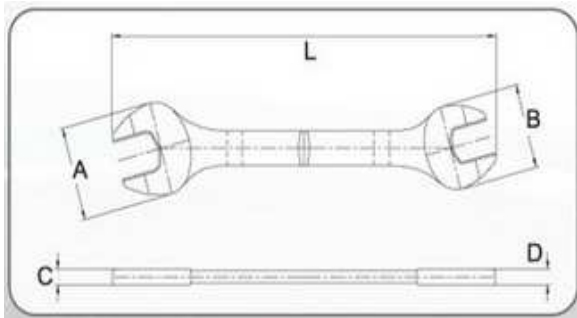
## CE 扳手



### CONFORMS TO DIN 3113 STANDARD

SIZE	L	A	B	C	D	G
6 x 7	115	18.3	22.0	4.5	4.6	36
8 x 9	115	18.3	22.0	4.5	4.6	36
8 x 10	115	18.3	22.0	4.5	4.6	36
10 x 11	130	23.1	27.1	5.9	6.0	50
10 x 12	130	23.1	27.1	5.9	6.0	50
11 x 13	142	26.9	30.0	6.1	6.3	77
12 x 13	142	26.9	30.0	6.1	6.3	77
12 x 14	142	26.9	30.0	6.1	6.3	77
14 x 15	162	30.0	35.0	6.5	6.5	87
14 x 17	165	30.2	35.2	6.8	6.6	90
16 x 17	165	30.2	35.2	6.8	6.6	90
17 x 19	180	37.7	40.3	6.9	7.0	133
18 x 19	180	37.7	40.3	6.9	7.0	133
19 x 21	205	38.9	43.5	7.4	7.1	170
20 x 22	205	38.9	43.5	7.4	7.1	170
21 x 23	215	45.8	49.3	8.2	8.5	245
22 x 24	215	45.8	49.3	8.2	8.5	245
23 x 26	230	48.7	52.0	8.7	8.8	395
24 x 27	230	48.7	52.0	8.7	8.8	395
25 x 28	260	52.1	57.8	9.1	9.7	502
30 x 32	285	63.4	68.5	11.4	11.5	607

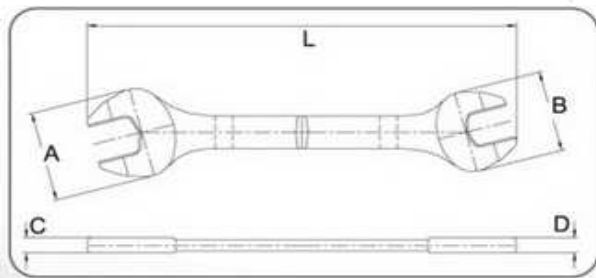
## TR 扳手



### CONFORMS TO DIN STANDARD

SIZE	L	A	B	C	D	G
6 x 7	108	14.3	16.1	4.5	4.6	27
8 x 9	127	17.1	19.1	5.0	5.5	32
10 x 11	141	20.5	23.3	5.7	5.9	58
12 x 13	163	27.0	29.7	6.5	6.8	93
14 x 15	185	29.2	32.8	7.2	7.4	122
16 x 18	208	33.5	38.6	7.4	7.5	170
17 x 19	225	36.2	39.2	8.2	8.4	212
19 x 22	240	37.6	43.0	8.6	9.1	235
20 x 22	240	37.6	43.0	8.6	9.1	235
21 x 23	252	42.6	45.1	8.8	8.9	277
23 x 26	293	49.5	51.6	9.8	9.9	410
24 x 26	293	49.5	51.6	9.8	9.9	410
24 x 27	293	49.5	51.6	9.8	9.9	410
30 x 32	340	55.9	66.4	12.1	12.3	693
1/4 x 5/16	108	14.3	16.1	4.5	4.6	27
3/8 x 7/16	141	20.5	23.3	5.7	5.9	58
1/2 x 9/16	163	27.0	29.7	6.5	6.8	93
9/16 x 5/8	185	29.2	32.8	7.2	7.4	122
5/8 x 11/16	208	33.5	38.6	7.4	7.5	170
11/16 x 3/4	225	36.2	39.2	8.2	8.4	212
3/4 x 7/8	240	37.6	43.0	8.6	9.1	235
15/16 x 1"	293	49.5	51.6	9.8	9.9	410
1-1/8x1-1/4	340	55.9	66.4	12.1	12.3	693

## 美式雙開口扳手



### CONFORMS TO AMERICAN NATIONAL STANDARD INSTITUTE (ANSI)

SIZE	L	A	B	C	D	G
6 x 7	97	16.2	17.3	4.0	4.3	26
8 x 9	110	18.2	19.7	4.6	4.7	32
8 x 10	110	18.2	19.7	4.6	4.7	32
10 x 11	126	22.2	25.9	5.5	5.6	54
10 x 12	128	23.0	26.0	5.7	5.8	55
11 x 13	142	26.7	28.4	6.1	6.2	74
12 x 13	142	26.7	28.4	6.1	6.2	74
14 x 15	156	28.2	31.3	6.4	6.5	87
16 x 17	172	33.0	35.8	6.7	6.5	118
18 x 19	188	37.0	38.8	7.2	7.3	158
19 x 21	210	41.1	45.8	8.4	8.6	258
20 x 22	210	41.1	45.8	8.4	8.6	258
21 x 23	210	41.1	45.8	8.4	8.6	258
22 x 24	210	41.1	45.8	8.4	8.6	258
23 x 26	255	48.0	50.8	8.6	8.8	322
24 x 27	255	48.0	50.8	8.6	8.8	322
25 x 28	265	58.0	64.0	12.0	12.1	615
30 x 32	295	60.0	66.0	12.2	12.4	620
1/4 x 5/16	97	16.2	17.3	4.0	4.3	26
3/8 x 7/16	126	22.2	25.9	5.5	5.6	54
7/16 x 1/2	141	26.7	28.4	6.2	6.0	74
1/2 x 9/16	156	28.2	31.3	6.4	6.5	87
5/8 x 11/16	172	33.0	35.8	6.7	6.5	118
11/16 x 3/4	188	37.0	38.8	7.2	7.3	158
13/16 x 7/8	210	41.1	45.8	8.4	8.6	258
7/8 x 15/16	210	41.1	45.8	8.4	8.6	258
15/16 x 1"	255	48.0	50.8	8.6	8.8	322
1" 1/8 x 1/4	295					